

Regd. Off. : 9, D. D. A. Market, Katwaria Sarai, Opposite Qutab Hotel, New Delhi-110 016  
Works : 57/1, Site-IV, Industrial Area, Sahibabad-201 010, Distt. Ghaziabad (U.P.) Ph.: 0120-4333427, 4167628  
Fax : 91-120-4167630 Website : www.cranexltd.com Email : cranex1@yahoo.com, info@cranexltd.com

12-11-2021

To  
The Secretary  
Corporate Relation Department  
Bombay Stock Exchange  
2<sup>nd</sup> Floor, New Trading Wing  
Rotunda Building P. J. Towers  
Dalal Street,  
Mumbai – 400 001

Ref. Scrip Code: 522001  
ISIN: INE608B01010

Dear Sir/Madam,

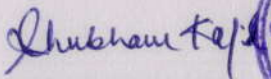
**Sub: Outcome of the Meeting of Board of Directors held on Friday, November 12<sup>th</sup>, 2021 pursuant to Regulation 30 of SEBI Listing Obligation and Disclosure Requirements Regulation, 2015**

This is to inform you that the meeting of the Board of Directors of the Company was held on today i.e. Friday, 12<sup>th</sup> November, 2021 at 5:00 PM. at the corporate office of the Company at 57/1, Industrial Area Site-IV, Sahibabad, Ghaziabad-201010, had taken inter-alia, the following points:

1. Approval of Standalone and Consolidated Un-Audited Financial Results along with Cash Flow of the Company for the quarter and half year ended September 30, 2021.
2. Limited Review Report by the Statutory Auditors for the above Un-Audited Financial Results for the quarter and half year ended September 30, 2021.
3. Appointment of Mrs. Shalini Rahul as Additional Non executive Independent Director of the company and reconstitution of committee/s of the company.

The Board Meeting commenced at 5:00 PM. and concluded at 7:30 P .M. Kindly take the same on your record.

Thanking You  
For Cranex Limited

  
Shubham Kapil  
Company Secretary  
M. No – A55844



PART I							Rs. In Lakhs
Statement of Standalone Unaudited Results for the Half Year Ended 30/09/2021							
	Particulars	Three Months Ended			Six Month Ended		Year Ended
		30-09-2021	30.09.2020	30-06-2021	30-09-2020	30-09-2021	31-03-2021
		Unaudited					Audited
1	Income from Operations						
	(a) Net Sales/Income From Operations	614.02	873.46	1181.54	1502.79	1795.56	3527.71
	(b) Other Income	3.68	38.34	3.37	53.67	7.05	60.34
	Total Income	617.70	911.80	1184.91	1556.46	1802.61	3588.05
2	Expenses						
	(a) Cost of materials consumed	473.96	821.03	421.11	1635.71	895.07	2748.19
	(b) Purchases of stock-in-trade	0.00	0.00	0.00	0.00	0.00	0.00
	(c) Changes in inventories of finished goods, work-in-progress and stock-in-trade	-46.04	-218.36	409.38	-610.10	363.34	-555.90
	(d) Employee benefits expense	99.29	98.00	84.91	178.33	184.20	381.03
	(e) Depreciation and amortisation expense	6.00	6.00	6.00	12.00	12.00	23.84
	(f) Finance Costs	23.50	32.62	13.85	49.86	37.35	98.68
	(g) Other expenses	32.93	156.57	228.04	265.01	260.97	806.41
	Total Expenses	589.64	895.86	1163.29	1530.81	1752.93	3502.25
3	Profit / (Loss) from operations before exceptional items and Tax	28.06	15.94	21.62	25.65	49.68	85.80
4	Exceptional Items	0.00	0.00	0.00	0.00	0.00	0.00
5	Profit / (Loss) before tax	28.06	15.94	21.62	25.65	49.68	85.80
6	Tax expenses						
	(a) Provision for Previous Year	0.00	0.00	0.00	0.00	0.00	0.00
	(b) Provision for Current Year	3.00	3.00	3.00	6.00	6.00	12.00
7	Net Profit / (Loss) for the period	25.06	12.94	18.62	19.65	43.68	73.80
8	Other Comprehensive Income	0.00	0.00	0.00	0.00	0.00	0.00
9	Total Comprehensive Income	25.06	12.94	18.62	19.65	43.68	73.80
10	Paid up equity share capital(Face Value of Rs 10 each)	600.00	600.00	600.00	600.00	600.00	600.00
11	Earning Per Share(EPS)						
	a) Basic and diluted EPS before Extraordinary items for the period, for the year to date and for the previous year (not annualized)	0.42	0.22	0.31	0.33	0.73	1.23
	b) Basic and diluted EPS after Extraordinary items for the period, for the year to date and for the previous year (not annualized)	0.42	0.22	0.31	0.33	0.73	1.23


Note:

- The above financial results of the company have been taken on record by the Board of Directors at their meeting held on 12 Nov 2021 and have been subject to Limited Review by the Auditors of the Company
- The previous period figures have been rearranged / regrouped, wherever necessary to confirm to current period classifications.
- The company does not have more than one reportable segment in terms of AS-17 Issued by ICAI. Hence segment wise reporting is not applicable

For Cranex Limited

Place : New Delhi

Date : 12th Nov 2021

  
Chaitanya Agrawal  
Whole-time Director & CFO  
DIN: 05108809



Regd. Off. : 9, D. D. A. Market, Katwaria Sarai, Opposite Gutab Hotel, New Delhi-110 016  
Works : 57/1, Site-IV, Industrial Area, Sahibabad-201 010, Distt. Ghaziabad (U.P.) Ph.: 0120-4333427, 4167628  
Fax : 91-120-4167630 Website : www.cranexltd.com Email : cranex1@yahoo.com, info@cranexltd.com

Statement of Standalone Assets and Liabilities as at 30-09-2021		(Rs in Lakhs)	
		As on 30-09-2021	As on 30-09-2020
	Particulars		
<b>B</b>	<b>ASSETS</b>		
1	Non-current Assets		
	a) Property Plant & Equipments	546.36	444.39
	b) Financial Assets		
	1) Non-Current Investments		
	2) Long Term loans and advances	182.01	182.01
	d) Other non-current assets	430.69	477.18
	<b>TOTAL NON CURRENT ASSETS</b>	<b>1159.06</b>	<b>1103.58</b>
2	<b>Current Assets</b>		
	a) Inventories	1456.79	1510.99
	<b>b) FINANCIAL ASSETS</b>		
	1) Trade Receivables	1911.51	1922.93
	2) Cash and bank balances	8.47	28.02
	3) Short term loans and advances	14.43	63.61
	<b>TOTAL FINANCIAL ASSETS</b>	<b>3391.20</b>	<b>3525.55</b>
	1) Other current assets	48.92	131.66
	<b>TOTAL CURRENT ASSETS</b>	<b>3440.12</b>	<b>3657.21</b>
	<b>TOTAL ASSETS</b>	<b>4599.18</b>	<b>4760.78</b>
<b>A</b>	<b>EQUITY AND LIABILITIES</b>		
1	<b>EQUITY</b>		
	a) Equity Share Capital	600	600
	b) Other Equity	227.06	203.03
	<b>TOTAL EQUITY</b>	<b>827.06</b>	<b>803.03</b>
2	<b>LIABILITIES</b>		
	<b>Non Current Liabilities</b>		
	<b>Financial Liability</b>	2271.56	894.09
	a) Borrowings	40.88	1107.96
	b) Other non Current Liabilities		
	<b>TOTAL NON CURRENT LIABILITIES</b>	<b>2312.44</b>	<b>2002.05</b>
3	<b>Current Liabilities</b>		
1	<b>Financial Liability</b>		
	a) Short Term Borrowings	5.82	1076.40
	b) Trade Payables	1408.38	877.53
	c) Other Current liabilities	39.47	-4.23
	d) Provisions	6.00	6.00
	<b>TOTAL CURRENT LIABILITIES</b>	<b>1459.67</b>	<b>1955.70</b>
	<b>TOTAL LIABILITIES</b>	<b>3772.12</b>	<b>3957.75</b>
	<b>TOTAL EQUITY AND LIABILITIES</b>	<b>4599.18</b>	<b>4760.78</b>

Note:

The above financial results of the company have been taken on record by the Board of Directors at their meeting held on 12th November 2021 and have been subject to Limited Review by the Auditors of the Company

Place : New Delhi  
Date : 12th Nov 2021



For Cranex Limited

*Chaitanya Agrawal*  
CHAITANYA AGRAWAL  
WHOLE TIME DIRECTOR  
DIN: 05108809

**CRANEX LIMITED**

**STANDLONE CASH FLOW STATEMENT FOR THE SIX MONTH ENDED SEPTEMBER 2021**

Particulars	As at Apr 21 to Sep. 2021	As at Apr 20 to March 2021
	2021-22	2020-21
<b>Cash Flow Statement:</b>		
<b>A Cash flow from operating activities:</b>		
<b>Net Profit Before Tax as per Statement of Profit and Loss</b>	49,67,713.00	85,80,000.00
Adjusted for:		
(Profit) / Loss on Sale / Discard of Property, Plant and Equipment (N	-	-
Depreciation	12,00,000.00	23,84,139.00
Interest income	(7,05,480.00)	(21,39,457.00)
Finance Costs	37,35,173.00	48,27,559.00
<b>Operating profit before working capital changes</b>	<b>91,97,406.00</b>	<b>1,36,52,241.00</b>
<b>Cash generated from operations</b>	<b>56,18,822.00</b>	<b>2,95,94,135.00</b>
<b>Net cash flow from / (used in) operating activities (A):</b>	<b>50,18,822.00</b>	<b>2,83,94,135.00</b>
<b>Net cash from / (used in) investing activities (B):</b>	<b>7,05,480.00</b>	<b>(99,45,214.00)</b>
<b>Net cash from / (used in) financing activities (C):</b>	<b>(54,57,311.00)</b>	<b>(1,83,26,678.00)</b>
Cash and cash equivalents at the end of the year*	<b>8,47,338.00</b>	<b>5,80,347.00</b>
	<b>8,47,338.00</b>	<b>5,80,347.00</b>

**Notes:**

These earmarked account balances with banks can be utilised only for the specific identified purposes.

**See accompanying notes to the financial statements**

As per our Report of even date:

For and on behalf of the Board of Directors

Date: November 12, 2021



*(Signature)*  
(Chaitanya Agrawal)  
Director  
DIN - 05108809

Independent Auditor's Review Report on the Unaudited Consolidated Quarterly Financial Results of the Company Pursuant to the Regulation 33 of the SEBI (Listing Obligation and Disclosure Requirement) Regulation 2015, as amended

To The Board of Directors of

Cranex Limited

1. We have reviewed the accompanying Statement of Consolidated Unaudited Financial Results of **CRANEX LIMITED** ("the Company") and its share of the net profit/(loss) after tax and total comprehensive income/ loss of its associates for the quarter ended September 30<sup>th</sup>, 2021 ("the Statement") attached herewith, being submitted by the Company pursuant to the requirement of Regulation 33 of the SEBI (Listing Obligations and Disclosure Requirements) Regulations, 2015, as amended including relevant circulars issued by the SEBI from time to time.
2. The Statement, which is the responsibility of the Company's Management and approved by the Company's Board of Directors, has been prepared in accordance with the recognition and measurement principles laid down in Indian Accounting Standard 34, Interim Financial Reporting ('Ind AS 34'), prescribed under Section 133 of the Companies Act, 2013 ('the Act'), and other accounting principles generally accepted in India. Our responsibility is to express a conclusion on the Statement based on our review.
3. We conducted our review of the Statement in accordance with the Standard on Review Engagements (SRE) 2410 "Review of Interim Financial Information Performed by the Independent Auditor of the Entity", issued by the Institute of Chartered Accountants of India. A review of interim financial information consists of making inquiries, primarily of persons responsible for financial and accounting matters, and applying analytical and other review procedures. A review is substantially less in scope than an audit conducted in accordance with Standards on Auditing and consequently does not enable us to obtain assurance that we would become aware of all significant matters that might be identified in an audit. Accordingly, we do not express an audit opinion.

We also performed procedures in accordance with the circular issued by the SEBI under Regulation 33 (8) of the SEBI (Listing Obligations and Disclosure Requirements) Regulations, 2015, as amended, to the extent applicable.

# PRYD & Associates



CHARTERED ACCOUNTANTS


---

4. The Statement includes the results of the following entities:-  
Ife Cranex Elevators and Escalators India Private Limited- Associate Company (Cranex Limited Holding 26% Share Capital)
  
5. Based on our review conducted and procedures performed as stated in paragraph 3 above and based on the consideration of the review reports, nothing has come to our attention that causes us to believe that the accompanying Statement, prepared in accordance with the recognition and measurement principles laid down in the aforesaid Indian Accounting Standard and other accounting principles generally accepted in India, has not disclosed the information required to be disclosed in terms of Regulation 33 of the SEBI (Listing Obligations and Disclosure Requirements) Regulations, 2015, as amended, including the manner in which it is to be disclosed, or that it contains any material misstatement.

For M/s **PRYD & Associates**

F No. 011626N

Chartered Accountants



**CA P M Mittal**

M No. 094667

(Partner)

Date – 12<sup>th</sup> November, 2021

Place – New Delhi

PART I							Rs. In Lakhs
Statement of Consolidated Unaudited Results for the Half Year Ended 30/09/2021							
Particulars		Three Months Ended			Six Month Ended		Year Ended
		30-09-2021	30.09.2020	30-06-2021	30-09-2020	30-09-2021	31-03-2021
		Unaudited					Audited
1	Income from Operations						
	(a) Net Sales/Income From Operations	614.02	873.46	1181.54	1502.79	1795.56	3527.71
	(b) Other Income	3.68	38.34	3.37	53.67	7.05	60.34
	Total Income	617.70	911.80	1184.91	1556.46	1802.61	3588.05
2	Expenses						
	(a) Cost of materials consumed	473.96	821.03	421.11	1635.71	895.07	2748.19
	(b) Purchases of stock-in-trade	0.00	0.00	0.00	0.00	0.00	0.00
	(c) Changes in inventories of finished goods, work-in-progress and stock-in-trade	-46.04	-218.36	409.38	-610.10	363.34	-555.90
	(d) Employee benefits expense	99.29	98.00	84.91	178.33	184.20	381.03
	(e) Depreciation and amortisation expense	6.00	6.00	6.00	12.00	12.00	23.84
	(f) Finance Costs	23.50	32.62	13.85	49.86	37.35	98.68
	(g) Other expenses	32.93	156.57	228.04	265.01	260.97	806.41
	Total Expenses	589.65	895.86	1163.29	1530.81	1752.94	3502.25
3	Profit / (Loss) from operations before exceptional items and Tax	28.06	15.94	21.62	25.65	49.68	85.80
4	Exceptional Items	0.00	0.00	0.00	0.00	0.00	0.00
5	Profit / (Loss) before tax	28.06	15.94	21.62	25.65	49.68	85.80
6	Tax expenses						
	(a) Provision for Previous Year	0.00	0.00	0.00	0.00	0.00	0.00
	(b) Provision for Current Year	3.00	3.00	3.00	6.00	6.00	12.00
7	Net Profit / (Loss) for the period	25.06	12.94	18.62	19.65	43.68	73.80
8	Share in Profit / (Loss) of Associates	1.18	0.00	0.00	0.46	1.18	1.80
9	Other Comprehensive Income	0.00	0.00	0.00	0.00	0.00	0.00
10	Total Comprehensive Income	23.88	12.94	18.62	19.19	42.50	72.00
11	Paid up equity share capital(Face Value of Rs 10 each)	600.00	600.00	600.00	600.00	600.00	600.00
12	Earning Per Share(EPS)						
	the year to date and for the previous year (not annualized)	0.40	0.22	0.31	0.33	0.73	1.23
	the year to date and for the previous year (not annualized)	0.40	0.22	0.31	0.33	0.73	1.23


Note:

- The above financial results of the company have been taken on record by the Board of Directors at their meeting held on 12 Nov 2021 and have been
- The previous period figures have been rearranged / regrouped, wherever necessary to confirm to current period classifications.
- The company does not have more than one reportable segment in terms of AS-17 Issued by ICAI. Hence segment wise reporting is not applicable

For Cranex Limited

Place : New Delhi

Date : 12th Nov 2021

  
Chaitanya Agrawal  
Whole-time Director & CFO  
DIN: 05108809



Statement of Consolidated Assets and Liabilities as at 30-09-2021		(Rs in Lakhs)	
		As on 30-09-2021	As on 30-09-2020
	Particulars		
<b>B</b>	<b>ASSETS</b>		
1	Non-current Assets		
	a) Property Plant & Equipments	546.36	449.35
	b) Financial Assets		
	1) Non-Current Investments		
	2) Long Term loans and advances		
	d) Other non-current assets	430.70	519.48
	<b>TOTAL NON CURRENT ASSETS</b>	<b>977.06</b>	<b>968.84</b>
2	Current Assets		
	a) Inventories	1456.79	900.88
	<b>b) FINANCIAL ASSETS</b>		
	1) Trade Receivables	1911.51	2042.34
	2) Cash and bank balances	8.47	33.96
	3) Short term loans and advances	196.92	21.66
	<b>TOTAL FINANCIAL ASSETS</b>	<b>3573.69</b>	<b>2998.84</b>
	1) Other current assets	48.92	210.38
	<b>TOTAL CURRENT ASSETS</b>	<b>3622.61</b>	<b>3209.22</b>
	<b>TOTAL ASSETS</b>	<b>4599.67</b>	<b>4178.06</b>
<b>A</b>	<b>EQUITY AND LIABILITIES</b>		
1	<b>EQUITY</b>		
	a) Equity Share Capital	600	600
	b) Other Equity	227.06	174.62
	<b>TOTAL EQUITY</b>	<b>827.06</b>	<b>774.62</b>
2	<b>LIABILITIES</b>		
	<b>Non Current Liabilities</b>		
	<b>Financial Liability</b>		
	a) Borrowings	2271.56	1984.98
	b) Other non Current Liabilities	40.89	74.85
	<b>TOTAL NON CURRENT LIABILITIES</b>	<b>2312.45</b>	<b>2059.82</b>
3	<b>Current Liabilities</b>		
1	<b>Financial Liability</b>		
	a) Short Term Borrowings	5.82	13.69
	b) Trade Payables	1408.38	1254.86
	c) Other Current liabilities	39.95	58.94
	d) Provisions	6.00	16.12
	<b>TOTAL CURRENT LIABILITIES</b>	<b>1460.15</b>	<b>1343.61</b>
	<b>TOTAL LIABILITIES</b>	<b>3772.61</b>	<b>3403.44</b>
	<b>TOTAL EQUITY AND LIABILITIES</b>	<b>4599.67</b>	<b>4178.06</b>

**Note:**

The above financial results of the company have been taken on record by the Board of Directors at their meeting held on 12th November 2021 and have been subject to Limited Review by the Auditors of the Company

Place : New Delhi  
 Date : 12th Nov 2021



For Cranex Limited

*Chaitanya Agrawal*  
 CHAITANYA AGRAWAL  
 WHOLE TIME DIRECTOR  
 DIN: 05108809



Independent Auditor's Review Report on Unaudited Standalone Quarterly Financial Results of CRANEX LIMITED under Regulation 33 of the SEBI (Listing Obligations and Disclosure Requirements) Regulations, 2015 (as amended)

TO THE BOARD OF DIRECTORS OF  
CRANEX LIMITED


1. We have reviewed the accompanying Statement of Unaudited Standalone Financial Results of **Cranex Limited** ('the Company') for the quarter ended 30<sup>th</sup> September, 2021 ('the statement') attached herewith being submitted by the Company pursuant to the Regulation 33 of the SEBI (Listing Obligations and Disclosure Requirements) Regulations, 2015, as amended.
2. This Statement, which is the responsibility of Company's Management and approved by the Board of Directors, has been prepared in accordance with the recognition and measurement principles laid down in Indian Accounting Standard 34, (Ind AS 34) "Interim Financial Reporting", prescribed under Section 133 of the Companies Act, 2013, as amended, read with relevant rules issued thereunder and other accounting principles generally accepted in India. Our responsibility is to express a conclusion on the statement based on our review.
3. We conducted our review of the Statement in accordance with the Standard on Review Engagements (SRE) 2410 "Review of Interim Financial Information Performed by the Independent Auditor of the Entity", issued by the Institute of Chartered Accountants of India. A review of interim financial information consists of making inquiries, primarily of persons responsible for financial and accounting matters, and applying analytical and other review procedures. A review is substantially less in scope than an audit conducted in accordance with Standards on Auditing and consequently does not enable us to obtain assurance that we would become aware of all significant matters that might be identified in an audit. Accordingly, we do not express an audit opinion.
4. Attention is drawn to the fact that the figures for the corresponding quarter ended 30<sup>th</sup> September, 2020, as reported in these financial results have been approved by the Board of Directors, but have not been subjected to review.

**PRYD & Associates**  
CHARTERED ACCOUNTANTS



5. Based on our review conducted and procedures performed as stated above nothing has come to our attention that causes us to believe that the accompanying Statement of Unaudited Standalone Financial result, prepared in accordance with the Accounting Standard and other accounting principles generally accepted in India, has not disclosed the information required to be disclosed in terms of Regulation 33 of the SEBI (Listing Obligations and Disclosure Requirements) Regulations, 2015, as modified by Circular No. CIR/CFD/FAC/62/2016 dated 5th July, 2016, including the manner in which it is to be disclosed, or that it contains any material misstatement.

For M/s **PRYD & Associates**  
F No. 011626N  
Chartered Accountants



**CA P M Mittal**  
M No. 094667  
(Partner)

Date – 12<sup>th</sup> November, 2021  
Place – New Delhi

**CRANEX LIMITED**

**CONSOLIDATED CASH FLOW STATEMENT FOR THE SIX MONTH ENDED SEPTEMBER 2021**

Particulars	As at Apr 21 to Sep. 2021	As at Apr 20 to March 2021
	2021-22	2020-21
<b>Cash Flow Statement:</b>		
<b>A Cash flow from operating activities:</b>		
<b>Net Profit Before Tax as per Statement of Profit and Loss</b>	49,67,713.00	84,00,000.00
Adjusted for:		
(Profit) / Loss on Sale / Discard of Property, Plant and Equipment (Net)	-	-
Depreciation	12,00,000.00	23,84,139.00
Interest income	(7,05,480.00)	(21,39,457.00)
Finance Costs	37,35,173.00	48,27,559.00
<b>Operating profit before working capital changes</b>	<b>91,97,406.00</b>	<b>1,34,72,241.00</b>
<b>Cash generated from operations</b>	<b>87,24,940.00</b>	<b>2,94,14,135.00</b>
<b>Net cash flow from / (used in) operating activities (A):</b>	<b>81,24,940.00</b>	<b>2,82,14,135.00</b>
<b>Net cash from / (used in) investing activities (B):</b>	<b>7,05,480.00</b>	<b>(99,45,214.00)</b>
<b>Net cash from / (used in) financing activities (C):</b>	<b>(54,57,311.00)</b>	<b>(1,83,26,678.00)</b>
Cash and cash equivalents at the end of the year*	39,53,456.00	5,80,347.00
	<b>39,53,456.00</b>	<b>5,80,347.00</b>

**Notes:** These earmarked account balances with banks can be utilised only for the specific identified purposes.

**See accompanying notes to the financial statements**  
As per our Report of even date:

Date: November 12, 2021

For and on behalf of the Board of Directors



*(Signature)*  
(Chaitanya Agrawal)  
Director  
DIN - 05108809